


GF-300 Lid Stay

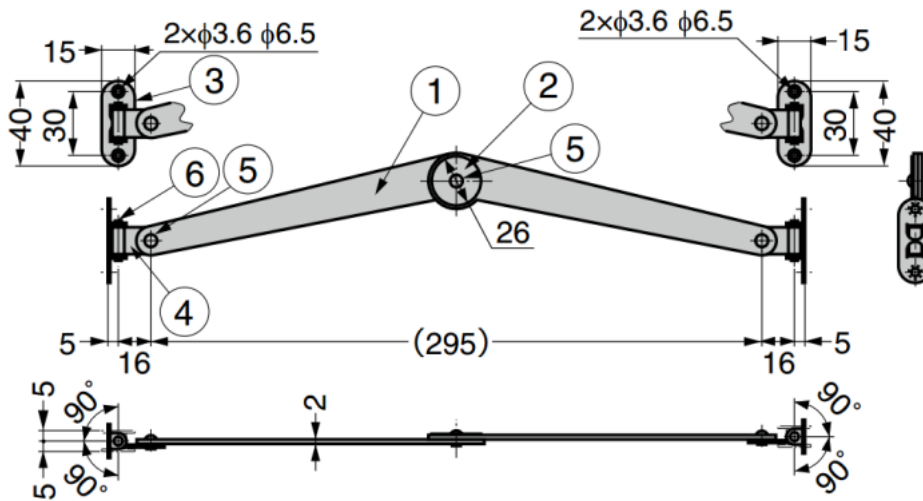
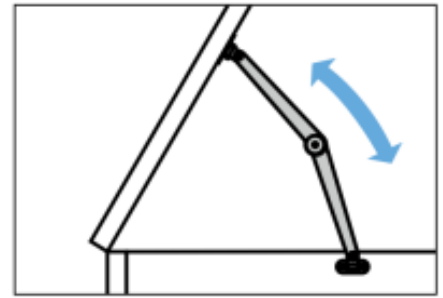
Top opening

Opening Direction	Description
 Top-opening	Non-handed



Notes

- When installing to sheet metal, be sure to perform thread relief processing (chamfering) on the mounting surface side (cabinet side). In this way, screw head will not protrude when the stay is fixed



No.	Part Name	Material	Finish
①	Arm	Stainless Steel (SUS304)	Satin
②	Cover		BA
③	Plain Washer		
④	Bracket		
⑤	Rivet	Copper	Nickel
⑥	Rivet	Brass	

Part No.
GF-300